



JAYPEE DIGITAL
Explore Health Science

User Guide

TABLE OF CONTENTS

Overview

Important Features at a glance

- Logging into Jaypee Digital
- Username & Password
- How to Navigate?
- How to Search?
- Books, Videos and Journals Library
- Book Detail page
- Reading Content (Ebooks)
- Browsing Videos
- Browsing MCQs
- Browsing Case Studies
- Browsing Journals
- MY ACCOUNT Features

Need Help & Support?



OVERVIEW

Jaypee Digital is a leading comprehensive source of medical knowledge that offers medical content for all sectors of *Healthcare Professionals, Educators, Researchers and Students* with impeccable collection of:



4000+ eBooks
(Textbooks + Professional & Reference titles)



11000+ Surgical and Diagnostic Videos



85+ eJournals



2500+ Case Studies



79000+ MCQs

IMPORTANT FEATURES AT A GLANCE



Access Remotely,
anywhere, anytime



Mobile Optimized



Practice MCQs for
Exam Prep



Download & Save



Reader
Personalization
Features – Tag
content, Access your
Search history and
favourite searches,
create your Notes etc.



Library Resources –
Admin Access, Usage
Reports etc.



200+ books added
every year



Content across 30+
Medical specialities.

Logging into JAYPEE DIGITAL

1. Go to www.Jaypeedigital.com
2. In the upper right corner of Home Page, click **SIGN IN**.
3. Enter your *Username and Password*.
4. Click *Submit*. The *Home Page* opens.
5. Once you have signed in/connected to your institution, you should see your institution name in the upper right corner of Home Page.

If you are on-site at your institution or connected through institutions' VPN or library website, you will be able to access the subscribed content.

A screenshot of the JAYPEE DIGITAL login page. The page has a purple header with the JAYPEE DIGITAL logo and the tagline 'EXPLORE HEALTH SCI'. In the top right corner, there are links for 'ASK FOR A TRIAL', 'CONTACT US', and 'SIGN IN'. The 'SIGN IN' link is highlighted with a blue box. Below the header, there is a white box with the title 'Sign in to continue accessing digital content'. Inside this box, the JAYPEE DIGITAL logo and tagline are repeated. There are two input fields: 'Email/User Id' and 'Password'. Below these fields are two buttons: 'Submit' and 'Cancel'. At the bottom of the box, there are two links: 'Not a Member? Contact Us.' and 'Forgot your password?'.

USERNAME & PASSWORD

Login with user credentials unlock key features such as Connect Remotely, add to favorites, Create Notes, Bookmarks, view Saved Searches etc.

User needs to contact Librarian/Admin for the user credentials. You can learn more on how to create User credentials by watching [Librarian User Manual](#).

To retrieve a forgotten password:

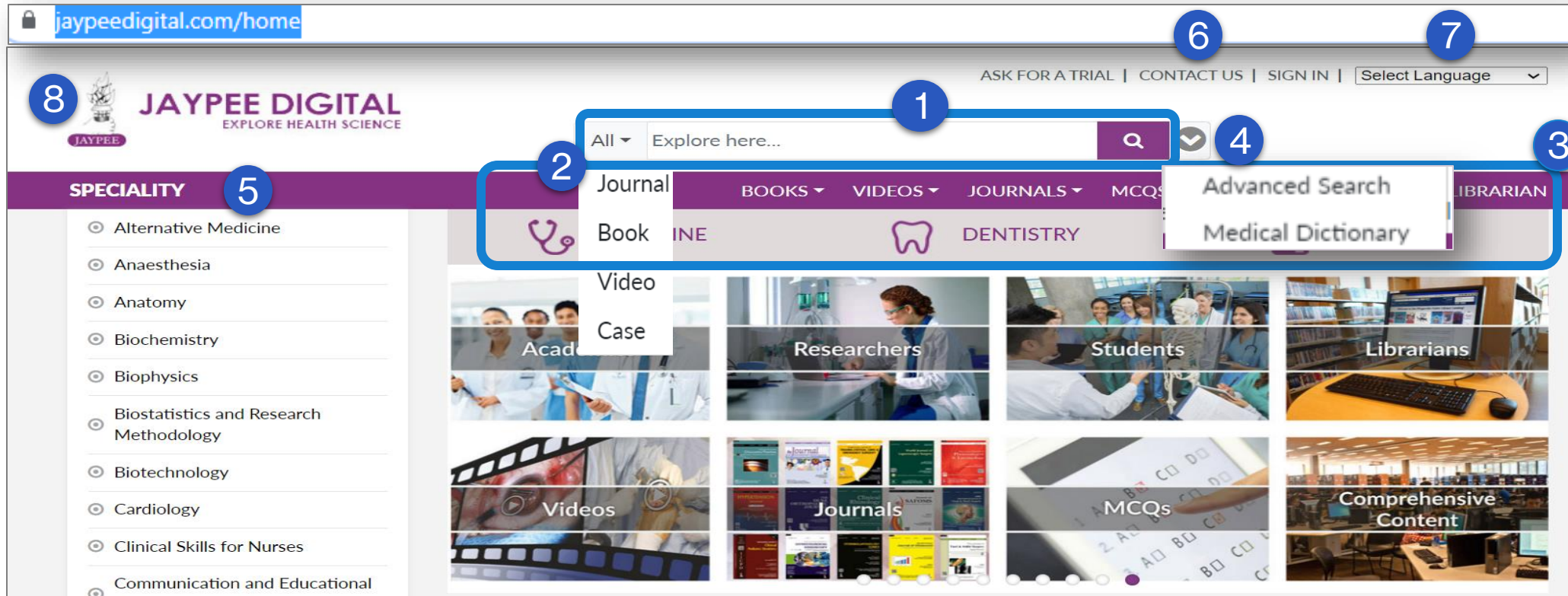
1. In the upper right corner of the Home Page, click *SIGN IN*.
2. Click *Forgot your password?*
3. The *Forgot Password* page opens.
4. Enter your username/email address exactly as it is registered in your personal **Jaypee Digital My Account**.
5. We will send you an email with a link to reset your password.

To change your password:

1. After you login, you will notice your name In the upper right corner of the Home Page. Click on the drop-down next to your name.
2. Click “MY ACCOUNT”.
3. Under your “My Account” menu on the left side, click *Change Password* .
4. Fill in the new password information and click *Submit*.



HOW to NAVIGATE?



1. Search bar and button.
2. Filter your search results by selecting the specific content type from this drop-down.
3. Browse menu and a librarian section.
4. Advance Search options and Medical Dictionary.
5. Browse by speciality.
6. For any assistance, click here to contact us.
7. Change language settings.
8. To return to the *Home Page*, click the Jaypee Digital icon in the upper left-hand corner of any screen.

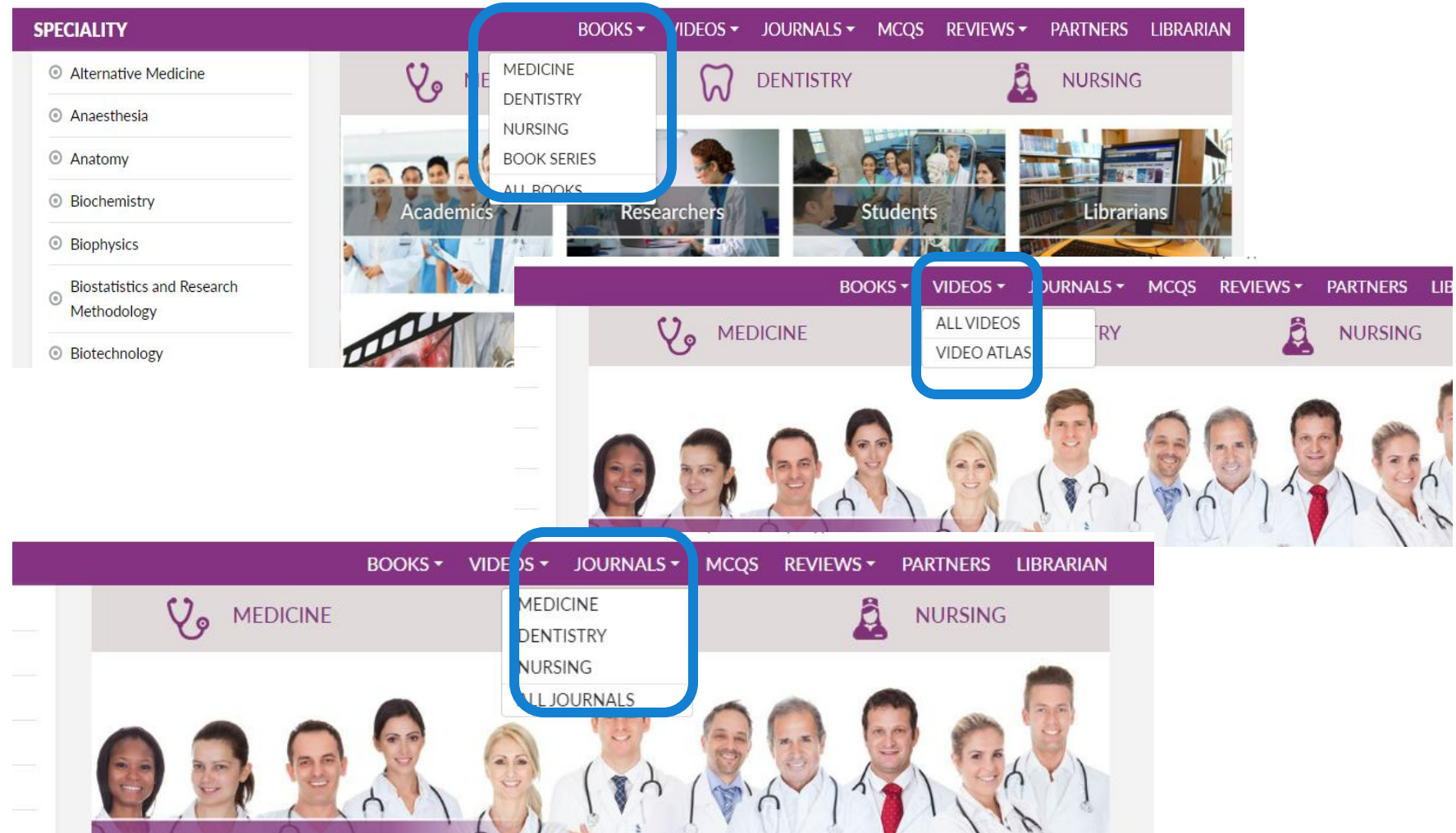
HOW to SEARCH?

1. In the search bar, enter the term and run a search.
2. Choose the specific source type to refine your results before you search.
3. To the left of your search results, search builder allows you to narrow /modify your search results by category, content type, author, copyright year etc.
4. Search bar within all content available.
5. Click to sort by date or alphabetically
6. Export search results in MS Excel.
7. To begin with a narrow search, go for Advance Search where you would see how easy it is to get specific.
8. Green unlock icon indicates the item is available in your subscription.
9. Click to return to the *Home Page*.

The screenshot displays the JAYPEE DIGITAL search interface. At the top left is the JAYPEE logo with the tagline 'EXPLORE HEALTH SCIENCE'. The main search bar at the top center contains the text 'diabetes' and is surrounded by callouts 1 and 2. To the left of the search bar is a dropdown menu with callout 3, showing options: All, Journal, Book, and Video. To the right of the search bar is a button labeled 'Advanced Search' with callout 7, and a button labeled 'Medical Dictionary'. Below the search bar is a navigation bar with links: BOOKS, VIDEOS, JOURNALS, MCQS, REVIEWS, PARTNERS, and LIBRARIAN. On the left side, there is a sidebar titled 'CUSTOMIZE YOUR SEARCH' with callout 3. It contains three sections: 'Content Type' (Article (444), Book (186), Chapter (20,424), Journal (2), Video (7)), 'Type' (Professional (9,270), Reference (3,478), Textbook (3,521)), and 'Category' (Dentistry (673), Medicine (19,385)). The main search results area shows '21,063 Result(s) found for diabetes' with a 'Save Search' button. Below this is a search bar with callout 4 and a 'Search with in Result' button. To the right of the search bar is a 'Sort by' dropdown with callout 5. The first result is a chapter titled 'Chapter-39 Descemet's Membrane Endothelial Keratoplasty' by Denise Pinkus, Francis W Price, and Marianne O Price (2024). It has a green unlock icon with callout 8. The second result is 'Chapter-40 Keratoplasty and Cataract Extraction: Triple Procedure' by Mohamed Ibrahim Asif and Namrata Sharma (2024), also with a green unlock icon.

BOOKS, VIDEOS AND JOURNALS LIBRARY


The Books, Videos and Journals tab provides you the resources, organized into streams, book series and other disciplines.



BOOK DETAIL PAGE

Once you select the book to read, the book detail page opens –

BOOKS ▾VIDEOS ▾JOURNALS ▾MCQS ▾REVIEWS ▾PARTNERS ▾LIBRARIAN ▾



☆☆☆☆☆

Ghai's Textbook of Practical Physiology

by VP Varshney, Mona Bedi

Ghai's Textbook of Practical Physiology has been considered as the most reliable book on the subject for medical students in India and abroad for many years. The Ghai's Textbook of Practical Physiology 10th edition has been prepared for the benefit of medical students on the basis of our long teaching experience in physiology. The text has been organized into 7 sections. The various sections of this book including those on hematology, human experiments and clinical physiology have been thoroughly revised as per the competency-based medical education curriculum (NMC) guidelines. Each experiment starts with STUDENT OBJECTIVES, which are basically learning objectives for the students. This is what the student is expected to learn at the end of each practical. Well-labeled diagrams and flowcharts have been incorporated to improve understanding. The book has been specially designed for step-by-step learning of practical and experiment, which are essential for medical students seeking to develop expertise in physiology and clinical medicine.

ADD TO FAVOURITES





Save it to your Favourites list and access it later from your Jaypee Digital "My Account"

Refer, Share and recommend icons for easy sharing

Refer to Friend

Recommend To Librarian

SHARE THIS PAGE



Book Detail

Chapters





















Overview of the book

Click to view Book Details Click to view chapters list

Book Details

Author	Author's Affiliation
1. Varshney VP	Maulana Azad Medical College, New Delhi, India (FMS-Delhi University); Maulana Azad Medical College, New Delhi, India
2. Bedi Mona	Maulana Azad Medical College, New Delhi, India
ISBN	9789354658952
Speciality	Physiology
DOI	10.5005/jp/books/18749
Edition	10/e
Publishing Year	2023
Pages	352
Book Type	Textbook

Chapters list

Chapter Name	Pages	Action
 Prelims	i-xviii	
 Index	323-332	
 Chapter-01 Hematology	1-98	
 Chapter-02 Human Experiments	99-198	
 Chapter-03 Clinical Examination	199-248	
 Chapter-04 Experimental Physiology	249-296	
 Chapter-05 Some Important Charts and Questions	297-310	
 Chapter-06 Calculations	311-314	
 Chapter-07 Sample Problem Solving	315-318	
 Appendix	319-322	

READING CONTENT (Ebooks)

The screenshot displays the Jaypee Brothers Content Reader interface. At the top, a purple header bar contains the Jaypee Brothers logo, a search icon, and a toolbar with various reading tools. The main content area is divided into a left sidebar, a top navigation bar, and a central text area.

Annotations and Features:

- Search within chapter & book:** Indicated by a blue circle around the search icon in the top header bar.
- Customize BACKGROUND:** Indicated by a blue line pointing to the background color selection tool in the toolbar.
- Create & Save NOTES:** Indicated by a blue line pointing to the notepad icon in the toolbar.
- Change Font Style:** Indicated by a blue line pointing to the font style selection tool in the toolbar.
- To view Full Screen:** Indicated by a blue line pointing to the full screen icon in the toolbar.
- Highlighter:** Indicated by a blue line pointing to the highlighter tool in the toolbar.
- Add Bookmark:** Indicated by a blue line pointing to the bookmark icon in the toolbar.
- Change Text Size:** Indicated by a blue line pointing to the text size adjustment tools (A+, A-) in the toolbar.
- Click to navigate to specific chapter:** Indicated by a blue line pointing to the chapter list in the left sidebar.
- Click to view INDEX:** Indicated by a blue line pointing to the 'Index' button in the bottom left navigation bar.
- Click to EXIT the content reader:** Indicated by a blue line pointing to the power button icon in the bottom left navigation bar.

Content Area:

- Top Navigation Bar:** Displays 'Experimental Physiology' and 'SECTION 4'.
- Left Sidebar:** Lists sections: SECTION 1: Hematology, SECTION 2: Human Experiments, SECTION 3: Clinical Examination, SECTION 4: Experimental Physiology (selected), SECTION 5: Some Important Charts And Questions, SECTION 6: Calculations, SECTION 7: Sample Problem Solving, and Appendix.
- Central Text Area:** Displays the title 'UNIT I: AMPHIBIAN EXPERIMENTS' and a list of 17 sub-topics, including '4.1: Introduction to Amphibian Experiments' through '4.17: Study of Reflexes in Spinal and Decerebrate Frogs'.

NOTE: You must login with your credentials to access all these Content Reader Features. For login, and credentials, please refer Slide#5 and Slide#6

BROWSING VIDEOS

The screenshot shows a medical video library website with a purple header. The 'VIDEOS' menu is highlighted, showing 'ALL VIDEOS' and 'VIDEO ATLAS'. The left sidebar lists medical specialities: Anaesthesia, Anatomy, Biochemistry, Biophysics, and Biostatistics and Research Methodology. The main content area features a grid of video thumbnails categorized by 'Academics', 'Researchers', 'Students', 'Journals', and 'MCQs'. A 'POPULAR VIDEOS' section displays four video thumbnails with titles like 'Removal of Cemented Humeral...', 'Portal Placement, Normal...', 'Cuff Repair-Allograft...', and 'Second toe transfer: Surgery of the Injured Ha...'. Below this is a 'LATEST VIDEOS' section with four thumbnails titled 'Stepwise description of total...', 'Port insertions Simplified Laparoscopic...', 'Instrument trolley Simplified Laparoscopic...', and 'Vaginal delineator tube Simplified Laparoscopic...'. A large video player on the right shows a surgical procedure. Annotations with blue lines and dots point to various features: 'Click on any Video' points to the video grid; 'Refer & Recommendations' points to the 'Refer to Friend' and 'Recommend To Librarian' buttons; 'Click to Download' points to the 'Download' button; 'Social Media Sharing' points to the 'SHARE THIS PAGE' and social media icons; and 'Click to Report the issue related to Video' points to the 'Report this Video' button.

SPECIALITY

- Anaesthesia
- Anatomy
- Biochemistry
- Biophysics
- Biostatistics and Research Methodology

BOOKS **VIDEOS** **JOURNALS** **MCQS** **REVIEWS** **PARTNERS** **LIBRARIAN**

MEDICINE **NURSING**

Academics **Researchers** **Students**

Journals **MCQs**

POPULAR VIDEOS

- Removal of Cemented Humeral...
Video Atlas of Shoulder S...
Size: 146 MB
ADD TO FAVOURITES
- Portal Placement, Normal...
Video Atlas of Shoulder S...
Size: 2 MB
ADD TO FAVOURITES
- Cuff Repair-Allograft...
Video Atlas of Shoulder S...
Size: 21 MB
ADD TO FAVOURITES
- Second toe transfer: Surgery of the Injured Ha...
Size: 93 MB
ADD TO FAVOURITES

LATEST VIDEOS

- Stepwise description of total...
- Port insertions Simplified Laparoscopic...
- Instrument trolley Simplified Laparoscopic...
- Vaginal delineator tube Simplified Laparoscopic...

Second toe transfer
by
Surgery of the Injured Hand
by R Venkataswami

Click on any Video

Refer & Recommendations

Click to Download

Social Media Sharing

Click to Report the issue related to Video

BROWSING MCQS

1

MCQS - SELECT SPECIALITY 2

Anaesthesia (1,542)	Anatomy (1,622)	Biochemistry (5,259)
Cardiology (917)	Community Medicine (3,293)	Dentistry (478)
Dermatology (541)	Forensic Medicine and Toxicology (1,113)	Genetics (2,014)
Medicine (3,013)	Microbiology and Immunology (3,799)	Obstetrics and Gynecology (6,185)
Ophthalmology (4,863)	Orthopedics (5,880)	Otolaryngology (1,301)
Pathology (3,777)	Pediatrics (2,688)	Pharmacology (9,899)
Physiology (1,543)	Psychiatry (574)	Surgery (1,113)

MY EXAM

- View test results
- View attempted questions
- History

View Previous
test
attempted
questions and
results

Create/Customise Your Exam 3

Select number of questions

25 ▾

25
50
100
150

PROCEED

EXAM INSTRUCTION - [You Have Selected Anatomy Specialty With 25 Questions.]

General Information:

1. Duration: Total duration of examination is 12.30 minutes.
2. The Countdown Timer in the top right corner of screen will display the remaining time available for you to complete the examination. When the timer reaches zero, the examination will end by itself.
3. Question Palette: The Question Palette displayed on the right side of screen will show the status of each question using one of the following symbols:
 - a. ☐ You have not visited the question yet.
 - b. ☐ You have not attempted the question.
 - c. ☐ You have answered the question.
4. Total MCQs 25: All are Single response type MCQ.
 - a. Total marks 25
 - b. Each correct answer carries 1 mark
 - c. Not attempted MCQ- Zero mark
5. Score and Rank:
 - a. Your score will be displayed at the end of the exam after pressing the end exam button.
 - b. Answer keys of all the questions along with explanation wherever available will also be displayed to you at the end of the exam.

START EXAM 4

1. Click to access MCQs – This tab includes 79000+ MCQs across 21 specialities.
2. Select the speciality for which you wish to attempt MCQ test.
3. Select the *Number of Questions* & Click on *Proceed*.
4. Click on “Start Exam” button to start the Mock Test.

NOTE: You must login with your credentials to access all this MCQs Feature. For login, and credentials, please refer Slide#5 and Slide#6

BROWSING MCQS (Continued)

Question Page

Question 43

A 60-year-old woman is being investigated prior to possible hip replacement for osteoarthritis. She has fairly well-controlled multiple myeloma, although she has increased circulating myeloma proteins. During her assessment she appears very tense, is hyperventilating and then develops carpopedal spasm. However, a plasma calcium measurement taken at this time is normal. Which of the following is the most likely to have caused her spasms?

- ☐ Non-specific muscle cramps
- ☐ Respiratory acidosis combined with hyperproteinaemia
- ☐ Respiratory acidosis combined with hypoproteinaemia
- ☐ Respiratory alkalosis combined with hyperproteinaemia
- ☐ Respiratory alkalosis combined with hypoproteinaemia

[Previous](#) [Next](#)

Colour Legend:

■ Attempted ■ Unattempted ■ Skipped

Click to end exam to display *Result page*

Your Dashboard

198:09

All 200 Unattempted 157 Skipped 1

1	2	3	4	5
6	7	8	9	10
11	12	13	14	15
16	17	18	19	20
21	22	23	24	25

Test Summary

Dashboard to monitor your progress

Result Page

RESULT for [Specialty : Surgery] BACK

Total Questions	200	Total Correct Answers	195
-----------------	-----	-----------------------	-----

Attempted Questions	200	Unattempted Questions	0	Incorrect Answers	5
---------------------	-----	-----------------------	---	-------------------	---

Answers Detail

Question 1

Morton neuroma is due to chronic compression of the plantar digital nerve between the intermetatarsal ligament and the metatarsal heads. It is commonly present in which one of the following locations?

- ☐ a. Between first and second metatarsal
- ☐ b. Between second and third metatarsal
- ☐ c. Between third and fourth metatarsal
- ☐ d. Between fourth and fifth metatarsal

Correct Answer: C

Your Answer: B

[Details](#)

Answer key with link to explanation (wherever available)

BROWSING CASE STUDIES

- ▶ 2500+ highly valuable and insightful case studies across 15 specialities
- ▶ Detailed medical history and presenting symptoms
- ▶ Overview of diagnosis
- ▶ Outline of the treatment approach
- ▶ Insight into the case's significance, including lessons learned and challenges faced
- ▶ Use of infographics to support medical practices

The screenshot displays the JAYPEEDIGITAL website interface. At the top, the logo and tagline 'EXPLORE HEALTH SCIENCE' are visible. A search bar with the placeholder 'Explore here...' and a dropdown menu set to 'ALL' is present. Below the navigation bar, the 'CLINICAL CASES' tab is highlighted with a red box. Underneath, a grid lists various medical specialities with their respective case counts. The 'Medicine' category, which has 880 cases, is also highlighted with a red box. The main content area features a section titled 'Clinical Case - Medicine' with a sub-header 'Clinical Case On Systemic Lupus Erythematosus'. The case description states: 'A 29-year-old pregnant lady was hospitalized because of convulsion. Emergency LUCS was done. The baby, apparently looks well, no cry, pulse-40/min. ECG of baby shows complete heart block. You are called to see the baby and mother'. Below this, a 'QUESTIONS' section lists three queries: 1. What is the likely cause of complete heart block of this baby? 2. What treatment should be given to the baby? 3. What history do you like to take from the mother? An 'ANSWERS' section follows, providing responses: 1. Presence of anti-Ro/SSA antibody from maternal serum. 2. Pacemaker implantation. 3. To know whether the mother is suffering from SLE. A concluding 'Note' explains that if the mother has SLE with anti-Ro/SSA antibodies, the baby may develop congenital complete heart block due to transplacental transfer, which is usually permanent and may require a pacemaker. Screening for these antibodies is recommended for pregnant women with SLE.

JAYPEEDIGITAL
EXPLORE HEALTH SCIENCE

ALL ▾ Explore here... 🔍

BOOKS ▾ VIDEO ▾ JOURNALS ▾ **CLINICAL CASES** MCQS

CINICAL CASES - SELECT SPECIALITY

Cardiology (50)	Dermatology (1,622)	Diabetes & Endocrinology (202)
MCQs and Self-assessment (34)	Medicine (880)	Obstetrics Gynecology (283)
Orthodontics and Dentofacial Orthopedics (85)	Orthopedics (34)	Otolaryngology (46)
Pediatrics (552)	Pulmonary & Respiratory Medicine (87)	Radiology and Nuclear Medicine (11)
Surgery (2)		

Clinical Case - Medicine

Clinical Case On Systemic Lupus Erythematosus

A 29-year-old pregnant lady was hospitalized because of convulsion. Emergency LUCS was done. The baby, apparently looks well, no cry, pulse-40/min. ECG of baby shows complete heart block. You are called to see the baby and mother

QUESTIONS

1. What is the likely cause of complete heart block of this baby?
2. What treatment should be given to the baby?
3. What history do you like to take from the mother?

ANSWERS

1. Presence of anti-Ro/SSA antibody from maternal serum.
2. Pacemaker implantation.
3. To know whether the mother is suffering from SLE.

Note: If the mother is suffering from SLE having anti-Ro/SSA antibody in the serum, the baby may have congenital complete heart block, due to transplacental transfer of this antibody into the baby. Occurs in < 3% cases. Heart block is usually permanent; insertion of pacemaker may be needed. Though in many cases of congenital heart block, heart rate remains high and no treatment is necessary. In any mother suffering from SLE, screening for anti-Ro/SSA antibody must be done, if she wants to be pregnant.

BROWSING JOURNALS

The screenshot shows the 'JOURNALS' section of a website. At the top, there is a purple navigation bar with links for BOOKS, VIDEOS, JOURNALS (highlighted with a red box), MCQS, REVIEWS, and PARTNER. Below this, a white dropdown menu for 'JOURNALS' is open, showing options: MEDICINE, DENTISTRY, NURSING, and ALL JOURNALS. A blue arrow points from the 'JOURNALS' link to the dropdown menu. Below the dropdown, there are four large images with text overlays: 'Academics', 'Researchers', 'Students', and 'Lib'. A blue arrow points from the 'Students' image to the 'JOURNALS' section. Below these images, there is a 'JOURNALS' section with a 'Sort by: Title | Editor | Speciality' dropdown menu. A blue arrow points from the 'Sort by' dropdown to the 'Speciality' dropdown. The 'Speciality' dropdown is open, showing options: All, Anaesthesia, Ayurveda, Biochemistry, Cardiology, and Critical Care. Below the dropdown, there are two journal listings. The first is 'World Journal of Dentistry' with a red cover. The second is 'Donald School Journal of Ultrasound in Obstetrics and Gynecology' with a blue cover. A blue arrow points from the 'Donald School Journal of Ultrasound in Obstetrics and Gynecology' listing to the 'Click on journal you wish to read' text.

BOOKS ▾ VIDEOS ▾ **JOURNALS ▾** MCQS REVIEWS ▾ PARTNER

MEDICINE
DENTISTRY
NURSING
ALL JOURNALS

Academics Researchers Students Lib

JOURNALS Sort by different options

Items 1 to 10 of 97 total

Sort by: Title | Editor | Speciality ▾

All
Anaesthesia
Ayurveda
Biochemistry
Cardiology
Critical Care

World Journal of Dentistry
★★★★★
ISSN: 0976-6006
Subject: Dentistry
ReaderShip: Dentists
Aims & Scope Ownership and Management About the Society
Frequency Digital Preservation / Archiving Copyright and Licensing Open Access Policy Self-Archiving Policy for...

Donald School Journal of Ultrasound in Obstetrics and Gynecology
★★★★★
ISSN: 0973-614X
Subject: Obstetrics and Gynecology, Radiology, Ultrasound
ReaderShip: Obstetricians & Gynecologists, Ultrasonologists
Aims & Scope Ownership and Management About the Society About the Publisher Publication frequency Digital Preservation / Archiving Copyright and Licensing Open Access Policy Self-Archiving Policy for...

Click on journal you wish to read

The screenshot shows the 'Donald School Journal of Ultrasound in Obstetrics and Gynecology' (DSJUOG) journal detail page. At the top, there is a yellow banner with the journal's cover image. Below the banner, there is a 'SHARE THIS PAGE' section with social media icons for Facebook, Twitter, Instagram, and LinkedIn. To the right of the banner, there is a '★★★★★' rating and the journal's title. Below the title, there is a list of links: 'Aims & Scope', 'Ownership and Management', 'About the Society', 'About the Publisher', 'Publication frequency', and 'Digital Preservation / Archiving'. Below these links, there is a 'Read More...' link. To the right of the 'Read More...' link, there are two dropdown menus: 'Volume - 9' and 'Issue - 4'. Below these dropdowns, there is a text box that says '[Please select above dropdown to change articles for the above volume and issue] Articles of the selected issue will be displayed in the article section below.' Below the text box, there is a purple 'ADD TO FAVOURITES' button. At the bottom, there is a navigation bar with links for 'Journal Detail', 'Editorial Board', and 'Articles' (highlighted with a red box). A blue arrow points from the 'Articles' link to the 'Click here to view Articles list' text.

January-March 2023 Volume 17 Issue 1 ISSN: 0973-614X eISSN: 0975-0912

Donald School Journal of Ultrasound in Obstetrics and Gynecology
The Official Journal of the
San Donald Inter-University School of Medical Ultrasound

Editor-in-Chief
Amin Kurpisz (Croatia)
Co-Editor-in-Chief
Frank A. Chervenak (USA)

Also available online at
www.dsjuong.com
www.dsjung.com

★★★★★
Donald School Journal of Ultrasound in Obstetrics and Gynecology (DSJUOG)

• Aims & Scope
• Ownership and Management
• About the Society
• About the Publisher
• Publication frequency
• Digital Preservation / Archiving

Read More...

Volume - 9 ▾

Issue - 4 ▾

[Please select above dropdown to change articles for the above volume and issue]
Articles of the selected issue will be displayed in the article section below.

ADD TO FAVOURITES

Journal Detail Editorial Board **Articles**

Click here to view Articles list

The screenshot shows a table of articles. The table has three columns: 'Article Name', 'Pages', and 'Action'. The 'Action' column contains a red icon with a white 'i' inside a circle. A red box is drawn around the 'Action' column, and a red arrow points from the box to the 'Click to download' text.

Article Name	Pages	Action
Predatory Journals and Open Access Publishing	0-0	
Neck Nodes at Level IIB in Oral Cavity Carcinoma: Can We Leave Behind Visible Nodes?	117-120	
Tuberculosis of Tongue (Oral Cavity): A Case Report	121-123	
Salvage Surgery in Head and Neck Patients: Personal Experience and Case Report	124-127	
Synechiae of the Oral Cavity with Cleft Palate: A Rare Congenital Anomaly	128-130	
Occult Metastatic Papillary Thyroid Carcinoma Presenting as Submandibular Mass: An Unusual Case	131-133	
Angiolymphoid Hyperplasia with Eosinophilia: A Rare Swelling in the Oral Cavity	134-136	

Click to download

MY ACCOUNT FEATURES

NOTE: You must login with your credentials to access MY Account features. For login, and credentials, please refer Slide#5 and Slide#6

The screenshot displays the Jaypee Digital website interface. At the top, there is a navigation bar with links for 'FEEDBACK', 'SUBSCRIBED CONTENT', and 'CONTACT US'. A 'SIGN IN' button is visible, with a callout box labeled '1' pointing to it. Below the navigation bar, there is a search bar with the text 'All Explore here...'. The main content area is divided into sections. On the left, there is a 'SPECIALITY' sidebar with a list of medical specialties. In the center, there is a grid of images representing different user groups: 'Academics', 'Researchers', 'Students', and 'Librarians'. On the right, there is a 'MY ACCOUNT' section with a callout box labeled '2' pointing to it. This section contains a list of account features: 'Favorites', 'My Notes', 'Bookmarks', 'Saved Searches', 'Previous test results', 'Edit Profile', and 'Change Password'. Below the 'MY ACCOUNT' section, there is a 'FAVORITES' section with a table showing a list of books with columns for 'ISBN', 'Title', and 'Delete'.

Access provided by Jaypee Brothers Medical Publishers (P) Ltd

SPECIALITY

- Alternative Medicine
- Anaesthesia
- Anatomy
- Biochemistry
- Biophysics
- Biostatistics and Research Methodology
- Biotechnology
- Cardiology
- Clinical Skills for Nurses

MY ACCOUNT

- Favorites
- My Notes
- Bookmarks
- Saved Searches
- Previous test results
- Edit Profile
- Change Password

FAVORITES

ISBN	Title	Delete
------	-------	--------

1. This tab provides quick access to Personalized Features.
2. These personalized options allows user to view favourites and saved chapters, articles & searches, bookmarks, notes, previous MOCK test result for easy & quick access in future.

NEED HELP & SUPPORT

We are always happy to help you with your questions. You can reach us by clicking on “**Contact Us**” button, appears on the top of the Homepage. Following options are available –

- **Sales** – For sales related queries.
- **Support** – For all account support queries.
- **Publish with us** – To join our esteemed list of the world-renowned authors, we would love to peruse your manuscript and read your proposal.
- **Ask for a Trial** – To apply for an institutional trial for Jaypee Digital

ASK FOR A TRIAL | CONTACT US | SIGN IN | [Select Language](#) ▼

All ▼ Explore here... 🔍

BOOKS ▼ VIDEOS ▼ JOURNALS ▼ MCQS REVIEWS ▼ PARTNERS LIBRARIAN

CONTACT US

Sales Support Publish with us Ask for a trial

Name*
E-mail*
Phone number*
Organization*

Comment for Sales*

JAYPEE BROTHERS MEDICAL PUBLISHERS (P) LTD.

Head Office
4838/24, Ansari Road, Daryaganj
New Delhi 110 002, India
Phone: +91-11-4357 4357
Fax: +91-11-4357 4314
email: support@jaypeedigital.com

London Office
Jaypee Medical Publishers Ltd
83, Victoria Street,
London, United Kingdom
email: support@jaypeedigital.com

THANK YOU!

Contact Us:

E: support@jaypeedigital.com

P: 011-43574357

W: www.jayypeebrothres.com



India

London, UK

